



2011 All-Hands Meeting  
University of California San Diego

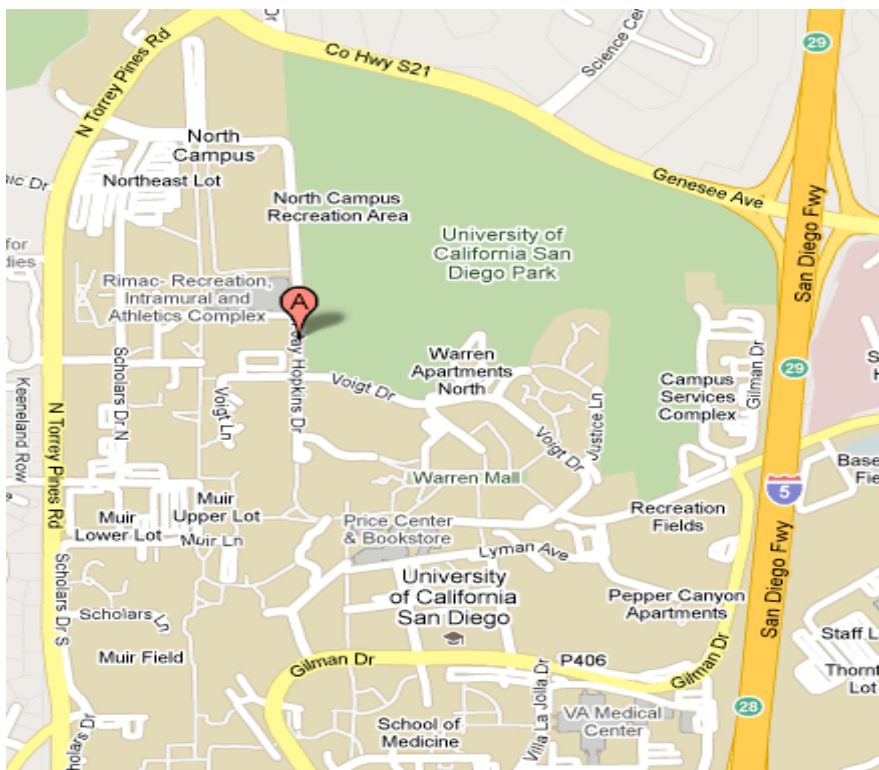
## GENERAL INFORMATION

Location: San Diego Supercomputer Center East

Dates: January 28-29, 2011

Getting to the Campus:

Please see the map below and detailed directions for getting to the SDSC building on the next pages.



Parking:

Parking passes are required. You may park in the parking structure located directly south of the SDSC building. If you do not already have a UCSD parking permit, you can purchase a one-day parking pass for \$8 at the kiosks located in the parking garage and park in any green "B" space. **Please note that we are unable to reimburse anyone for parking passes or citations.**

Ridge Walk

RIMAC Arena

SDSC

Hopkins Parking  
Structure






Hopkins Drive





2011 All-Hands Meeting  
University of California San Diego

## Directions to SDSC from the North (I-5 South):

Take exit <b>29</b> for <b>Genesee Ave</b>	 0.2 mi
Keep <b>right</b> at the fork, follow signs for <b>Genesee Ave W</b> and merge onto <b>Genesee Ave</b>	 0.8 mi
Turn <b>left</b> at <b>N Torrey Pines Rd</b>	 0.3 mi
Turn <b>left</b> at <b>Ucsd Northpoint Driveway</b>	 0.1 mi
Slight <b>left</b> at <b>John Jay Hopkins Dr</b> Destination will be on the right	 0.4 mi

## Directions to SDSC from the South (I-5 North):

Take exit <b>29</b> for <b>Genesee Ave</b>	 0.3 mi
Turn <b>right</b> at <b>Genesee Ave</b>	 0.3 mi
Turn <b>right</b> toward <b>Voigt Dr</b>	 0.3 mi
Turn <b>left</b> toward <b>Voigt Dr</b>	95 ft
Turn <b>right</b> at <b>Voigt Dr</b>	 0.5 mi
Turn <b>right</b> to stay on <b>Voigt Dr</b>	 0.5 mi
Turn <b>right</b> at <b>John Jay Hopkins Dr</b> Destination will be on the left	 312 ft